


Using the Toniebox

Turning On & Off

To turn **on**, pinch one of the Toniebox ears or place the Toniebox on its charging station. After 10 minutes of inactivity, the Toniebox will automatically turn **off**.

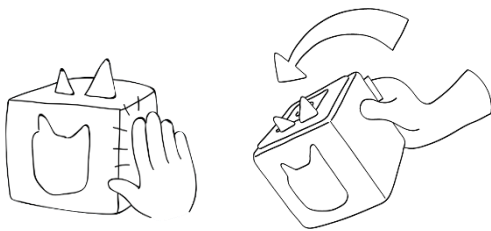
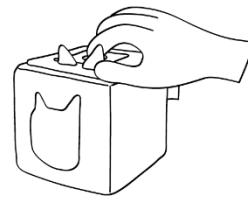


Playing and Pausing

When the LED on the Toniebox is solid **green**, place a Tonie on top. If you want to pause or stop the content, simply remove the Tonie from the Toniebox. If you want to resume the content, place the same Tonie back on top of the Toniebox and the content will resume from where it left off.

Adjusting the Volume

Pinch the larger ear a few times to increase the volume and pinch the smaller ear to decrease the volume.



Skipping Back and Forth

To skip back and forth between tracks, tap the side of the Toniebox. To fast-forward or rewind, slightly tilt the Toniebox on its side. It's important to note that the Tonie needs to complete its initial download before you can skip or rewind.

Charging

When fully charged, the Toniebox can be used for up to 7 hours. When the battery is almost empty, the Toniebox LED will turn solid **orange**. When the battery is empty, the LED will flash **red** and the Toniebox will let you know that it needs to be charged.

